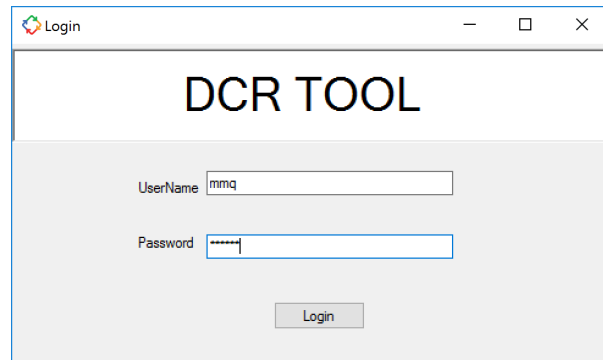


Windows application for DCR Active Repository

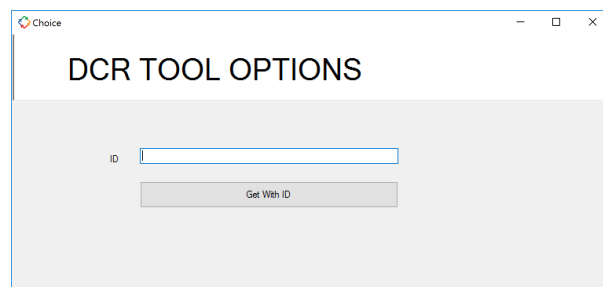
<https://documentation.dcr.design/documentation/windows-application-for-dcr-active-repository/>

In order to experiment with the [DCR Active Repository](#) we've created a simple Windows application that you can use the experiment with a DCR graf as a task list in a simple [Windows program](#). Download the program and start it by double clicking the program. A login screen will be displayed



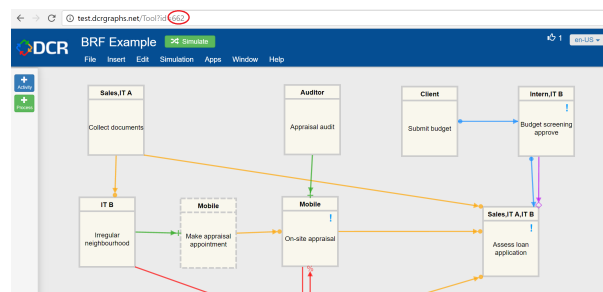
Login

That will display the options window



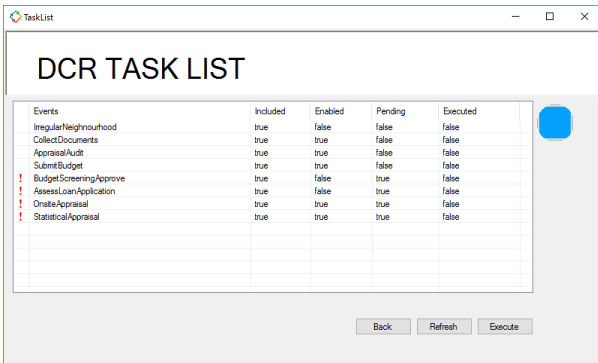
Option - enter modelid

where you enter the id of the graph. Given a graph in DCRGraphs.net you can find the id simply by clicking on the graph and notice the ID in the browser address bar as illustrated below:



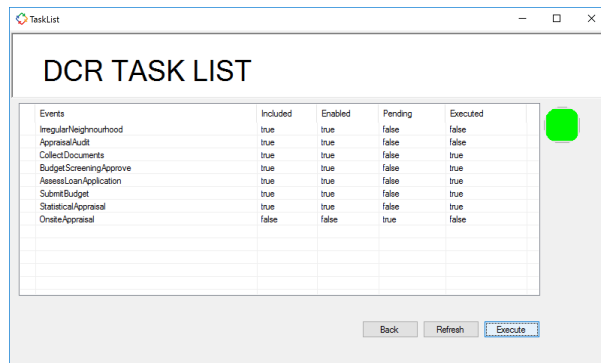
Tool id

Once you enter the graphId and click on the button you'll see the task list:



Task list

This list is similar to the task list in the DCRGraphs.net portal. You can execute the tasks as in the portal and once completed the simulation could look like this:



Simulation completed

The source code is available for download on [<https://github.com/dcrwork/DCR-Tool> GitHub].

Type: API documentation

Audience: Programmers

